




Face Shield Adjustment Instructions

1) The left & right side face shield holes can be used to adjust the tilt of the mask upward or downward



2) Attach holes: 1 to halo to tilt upward, 2 to halo for neutral position, or 3 to halo to tilt downward



3) Reattach the desired holes to the halo pegs as shown

